


The logo for TAIKO, featuring the word "TAIKO" in a bold, black, sans-serif font. The letter "O" is replaced by a solid red circle. The logo is positioned in the upper right quadrant of the page, partially overlaid by a decorative green and blue curved graphic element.A certification logo for ClassNK ISO 9001. It includes the text "ClassNK" in a bold font, "ISO 9001" below it, and a circular emblem on the right containing a stylized sun and the text "SYSTEMS REGISTER".

The *Original* SSR 3 Lobe Roots Type Blowers

Approved by Suruhanjaya Perkhidmatan Air Negara (SPAN)

Contents

Introduction	3
Product Features	4
Application Example / How to Use Performance Tables	5
Product Description	6
SSR Performance Table	7-8
SSR Performance Curve	9
SSR Outline Dimensions	10
TSS & TSA Performance Table	11
TSS & TSA Outline Dimensions	12
TSS & TSA Performance Curve	13
SSR, TSS & TSA Noise Level	14
SSR-H Performance Table	15-16
SSR-H Performance Curve	17
SSR-H Noise Level	18
SSR-H Outline Dimension	19
SSR Reference Drawing of Piping	20
Accessories	21-23



Let's **T**hink!! Let's **A**ct!!
 With **H**umanity & **O**riginality
 For the **I**mprovement of the
 world **K**eeping **O**ur
Originality

INTRODUCTION

A painter creates an artwork on a canvas using his brush, paint and special talent. Similarly, TAIKO innovates from scratch in the pump-manufacturing industry, our "canvas" ; with water, oil and air serving as our "artist's utensils". We aim to contribute to the world's development through our innovative technologies as a fluid handling equipment manufacturer, and to continue growing as a humane company with progressive vision.

TAIKO was established in Tabuse town, Yamaguchi Prefecture, Japan, in April 1956 as the first factory to have taken up proposals to invest in the town to vitalize the local economy. Since then, we have devoted our efforts to developing new, and improving existing technologies to meet the diversified needs of the industry and our customers. Our expertise and unique technological know-how in the pump manufacturing field is the fruit of such endeavors.

We are developing projects focusing on the following themes: 'from oil to water, water to air, air to vacuum.'

We have many more productions which help to preserve the environment. These include the following: aeration blower for water treatment, oxidation blower for flue gas desulfurization, one screw pump for transferring slurry and sludge, sewage treatment device and 15ppm bilge separator to prevent marine pollution.

Preserving the environment is our company's mission. We encourage our workers also to improve their own individual sense of environmental issues and to develop new products that include protecting the environment.

TAIKO IS CREATING THE TOMORROW WITH A NEW CONCEPT.

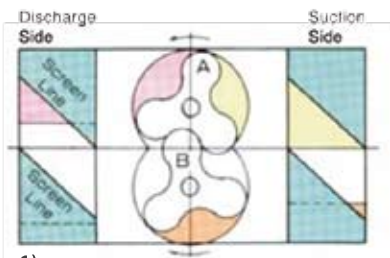
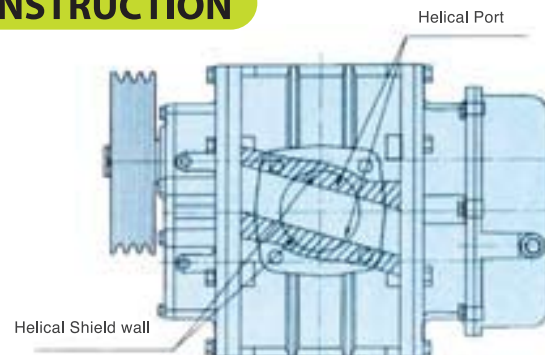
PRODUCT FEATURES

- Clean air can be supplied because SSR, TSS, TSA are oil free type blower.
- Continuous operation is possible because of high durability.
- Space-saving, light weight & easy installation.
- The helical port structure reduces noise extremely.
- Cost-saving due to low required power.
- Various air volume choice is realized by various revolution speed.
- Stable performance under various pressure condition.
- Various base availability makes it easier to replace other types of blowers.
- Easy maintenance.

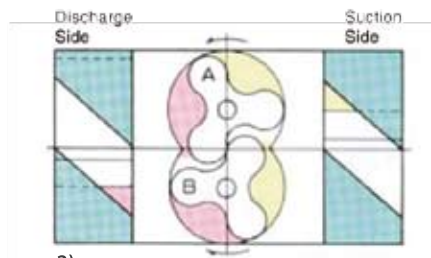
FUNCTIONING PRINCIPLE

The conventional roots type rotary blowers, either two-lobe or three-lobe, have the same compression mechanism that the compression occurs upon reverse-flowing of high pressure air instantly when the rotor end is opened in line with the discharge opening. Such reverse flow and a rapid change in the compression as involved in the above compression is the cause of noise. The helical construction of these blowers were designed to eliminate such noise.

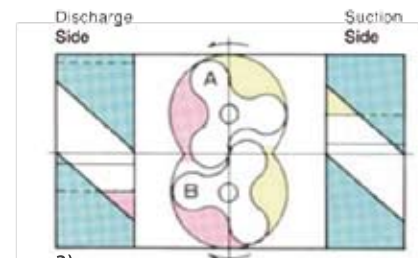
PIC OF HELICAL CONSTRUCTION



- 1) **Rotor A:** The suction side is open over the full length thereof, and is about to close gradually. While, the discharge side is open half-way by opening gradually.
Rotor B: The suction side is almost fully closed by closing gradually. While, the discharge side is not yet opened but is about to open.



- 2) **Rotor A:** The suction side is a little more closed than Case 1, where the shaded triangle port is going smaller gradually along with the screen line of casing. While, discharge has already been completed at the discharge side.
Rotor B: The suction side is immediately before going on to the screen line of casing. While, the discharge side is under the discharge process, where the triangle port is opening gradually.



- 3) **Rotor A:** Both of the suction and discharge sides are closed, and immediately before opening at the discharge side.
Rotor B: The closing process has just been set out, and is now closing gradually. While, the discharge side is immediately before full opening by opening gradually. The shaded portions show openings of suction and discharge ports.

TSS, TSA, SSR APPLICATION EXAMPLES



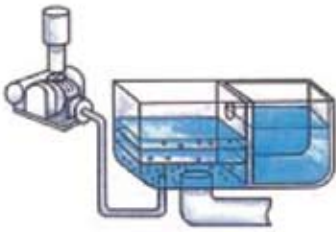
Waste Water Aeration
Condominiums



Waste Water Aeration for Shops
and Livestock Industries



Fish Care



Back Washing



Transport of Particles



Vacuum Pack for Foods

HOW TO USE PERFORMANCE TABLES

The performance tables give the model number, bore, r.p.m., discharge pressure, air capacity and required power of the blower.

1. The air capacity in the tables are indicated in the standard suction state. The standard suction state here in mentioned is defined as the condition at 20°C temperature, 1.0332kgf/cm² {101.3kPa} absolute pressure and 63% relative humidity. The reference air capacity (0°C temperature and 1.0332kgf/cm² {101.3kPa} absolute pressure) is generally indicated in Nm³/min.
2. However, it may be converted into the standard air capacity by the following equation, if the suction Q_S = Q_N X 1.0732 where, Q_s : standard air capacity; and Q_N : reference air capacity.
3. The discharge air capacity can be converted into the standard air capacity by the following equation.

$$Q_s = Q_d \times \frac{1.0332 + P_d}{1.0332} \times \frac{273 + t_s}{273 + t_d}$$

where, Q_d : discharge air capacity, in m³/ min.;
 P_d : discharge pressure, in kgf / cm² ;
 t_s : suction temperature, in°C ; and
 t_d : discharge temperature, in°C.
4. According to the air capacity and discharge pressure as calculated above, the model number, bore, r.p.m. and required power can be found in the performance table.
5. The motor powers are indicated by color marking, and the motor powers to be used should be that indicated.
6. The choice is overlapped depending upon the type of blower. For reference, however, selection should be lower number blowers for the economy and higher number blowers for the sound level.

SL UNITS CONVERSION TABLE (SI UNITS IN HEAVY LINES)

	Pa	bar	kgf/ cm²	atm	mmH₂O	mmHg (Torr)
Pressure	1	1 X 10 ⁻⁵	1.019 72 X 10 ⁻⁵	9.869 23 X 10 ⁻⁶	1.019 72 X 10 ⁻¹	7.500 62 X 10 ⁻³
	1 X 10 ⁵	1	1.019 72	9.869 23 X 10 ⁻¹	1.019 72 X 10 ⁴	7.500 62 X 10 ²
	9.806 65 X 10 ⁴	9.806 60 X 10 ⁻¹	1	9.678 41 X 10 ⁻¹	1 X 10 ⁴	7.355 59 X 10 ²
	1.013 25 X 10 ⁵	1.013 25	1.033 23	1	1.033 23 X 10 ⁴	7.600 00 X 10 ²
	9.806 65	9.806 65 X 10 ⁻⁵	1 X 10 ⁻⁴	9.678 41 X 10 ⁻⁵	1	7.355 59 X 10 ⁻²
	1.333 22 X 10 ²	1.333 22 X 10 ⁻³	1.359 51 X 10 ⁻³	1.315 79 X 10 ⁻³	1.359 51 X 10	1

PRODUCT DESCRIPTION ROTARY BLOWER

SSR

The three-lobe helical roots type rotary blower type SSR is a new product which has been developed by adopting innovated techniques, base on the manufacturing experience in the roots type rotary blowers for many years.

These blowers have improved full-adiabatic efficiency as well as volumetric efficiency and provide superior air capacity vs. pressure characteristic.


The superiority of efficiency leads to reduction of the heat from the blower itself, and therefore, reduction of the temperature elevation, and thus the operation of blower in dry condition has become practical at the discharge pressure as high as 58.8kPa.



TSS AND TSA

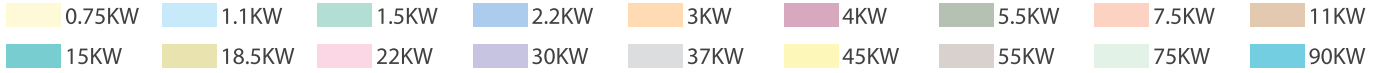
The three-lobe helical roots type rotary blower type TS is an epoc-making displacement blower which has been developed successfully from a completely new concept by utilizing a combination of the excellent process capability and innovated techniques.

These blowers fall under the very small volume class of roots type, but are given adequate considerations to details in order to provide high efficiency so that this type has superior properties of constant air capacity and low noise.



TYPE SSR PERFORMANCE TABLE (BELT & PULLEY)

SSR-50 TO SSR-80

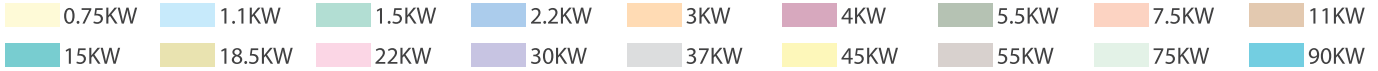


Type	Bore	rpm	Discharge Pressure																							
			0.10		0.15		0.20		0.25		0.30		0.35		0.40		0.45		0.50		0.55		0.60			
			9.8kPa		14.7kPa		19.6kPa		24.5kPa		29.4kPa		34.3kPa		39.2kPa		44.1kPa		49kPa		53.9kPa		58.8kPa			
			Qs	La	Qs	La	Qs	La	Qs	La	Qs	La	Qs	La	Qs	La	Qs	La	Qs	La	Qs	La	Qs	La	Qs	La
SSR 50	50A	1100	1.22	0.30	1.16	0.44	1.12	0.52	1.05	0.66	0.99	0.78	0.93	0.92	0.90	1.04	0.85	1.18	0.78	1.32						
		1230	1.38	0.38	1.31	0.52	1.27	0.64	1.20	0.78	1.14	0.92	1.08	1.05	1.05	1.20	1.00	1.35	0.94	1.49	0.90	1.64				
		1350	1.53	0.44	1.46	0.60	1.42	0.74	1.34	0.88	1.28	1.04	1.23	1.19	1.19	1.34	1.14	1.50	1.09	1.65	1.05	1.82				
		1450	1.66	0.50	1.58	0.67	1.54	0.82	1.46	0.98	1.40	1.14	1.34	1.30	1.30	1.47	1.25	1.62	1.20	1.79	1.16	1.96	1.14	2.15		
		1530	1.75	0.56	1.68	0.74	1.63	0.90	1.55	1.06	1.49	1.24	1.43	1.40	1.39	1.58	1.35	1.75	1.30	1.92	1.26	2.10	1.24	2.29		
		1640	1.89	0.64	1.81	0.84	1.76	1.01	1.68	1.18	1.62	1.37	1.56	1.55	1.52	1.74	1.47	1.91	1.43	2.10	1.40	2.29	1.38	2.49		
		1730	2.00	0.71	1.92	0.92	1.87	1.10	1.79	1.28	1.73	1.48	1.66	1.67	1.62	1.86	1.57	2.05	1.53	2.25	1.50	2.45	1.48	2.66		
		1840	2.13	0.80	2.05	1.01	2.00	1.20	1.92	1.40	1.86	1.62	1.79	1.81	1.75	2.02	1.70	2.22	1.67	2.43	1.64	2.64	1.62	2.86		
		1950	2.27	0.89	2.19	1.11	2.13	1.32	2.05	1.52	1.99	1.75	1.92	1.95	1.88	2.18	1.83	2.39	1.81	2.61	1.77	2.83	1.75	3.06		
		2120	2.48	1.02	2.39	1.26	2.33	1.49	2.25	1.71	2.19	1.96	2.12	2.18	2.08	2.42	2.03	2.65	2.01	2.89	1.98	3.13	1.96	3.37		
SSR 65	65A	1110	1.67	0.38	1.57	0.60	1.48	0.80	1.40	0.99	1.32	1.16	1.25	1.35	1.18	1.52	1.12	1.72	1.07	1.82						
		1240	1.92	0.48	1.82	0.70	1.73	0.92	1.65	1.12	1.58	1.33	1.51	1.53	1.44	1.74	1.38	1.96	1.32	2.10	1.27	2.30				
		1360	2.16	0.56	2.06	0.81	1.97	1.04	1.89	1.24	1.82	1.48	1.75	1.71	1.68	1.94	1.62	2.18	1.56	2.35	1.51	2.58				
		1450	2.31	0.63	2.22	0.88	2.14	1.12	2.07	1.34	2.00	1.60	1.93	1.85	1.86	2.10	1.80	2.32	1.74	2.54	1.69	2.78	1.63	3.00		
		1530	2.45	0.70	2.36	0.96	2.28	1.20	2.21	1.45	2.14	1.72	2.08	1.98	2.02	2.25	1.96	2.50	1.90	2.72	1.84	2.96	1.79	3.20		
		1640	2.66	0.80	2.57	1.08	2.49	1.33	2.42	1.60	2.36	1.89	2.30	2.17	2.24	2.46	2.18	2.73	2.12	2.95	2.06	3.22	2.01	3.46		
		1740	2.86	0.89	2.77	1.18	2.69	1.46	2.62	1.74	2.56	2.04	2.50	2.34	2.44	2.64	2.38	2.94	2.32	3.16	2.26	3.45	2.21	3.70		
		1820	3.02	0.96	2.93	1.27	2.85	1.56	2.78	1.86	2.72	2.16	2.66	2.46	2.60	2.79	2.54	3.10	2.48	3.33	2.42	3.63	2.37	3.90		
		1940	3.26	1.07	3.17	1.40	3.09	1.71	3.02	2.03	2.96	2.35	2.90	2.69	2.83	3.02	2.77	3.35	2.71	3.59	2.66	3.90	2.61	4.20		
		2130	3.64	1.24	3.55	1.60	3.47	1.95	3.40	2.30	3.33	2.65	3.27	3.00	3.21	3.35	3.15	3.72	3.09	4.00	3.04	4.34	2.99	4.66		
SSR 80	80A	1140	3.09	1.04	3.00	1.32	2.90	1.60	2.84	1.98	2.78	2.14	2.71	2.43	2.63	2.69	2.54	3.00	2.48	3.22	2.40	3.47	2.36	3.74		
		1230	3.37	1.14	3.28	1.46	3.18	1.76	3.10	2.06	3.06	2.35	2.99	2.65	2.91	2.94	2.82	3.27	2.76	3.53	2.68	3.81	2.63	4.11		
		1300	3.59	1.22	3.50	1.57	3.41	1.89	3.33	2.21	3.27	2.51	3.20	2.83	3.12	3.14	3.03	3.49	2.97	3.77	2.90	4.09	2.84	4.41		
		1360	3.77	1.29	3.68	1.66	3.59	1.99	3.52	2.33	3.46	2.64	3.38	2.98	3.30	3.31	3.22	3.67	3.16	3.98	3.09	4.30	3.02	4.65		
		1460	4.08	1.40	3.99	1.81	3.90	2.17	3.82	2.54	3.76	2.87	3.69	3.23	3.62	3.60	3.53	3.98	3.46	4.32	3.40	4.69	3.34	5.06		
		1560	4.38	1.52	4.30	1.97	4.21	2.32	4.14	2.74	4.07	3.10	4.00	3.49	3.93	3.88	3.84	4.29	3.77	4.66	3.71	5.07	3.65	5.48		
		1650	4.66	1.62	4.57	2.11	4.48	2.50	4.41	2.92	4.36	3.31	4.28	3.71	4.20	4.14	4.12	4.56	4.05	4.98	3.98	5.40	3.92	5.85		
		1730	4.90	1.71	4.82	2.23	4.73	2.64	4.67	3.08	4.60	3.50	4.53	3.92	4.46	4.36	4.38	4.80	4.30	5.26	4.24	5.74	4.18	6.18		
		1820	5.18	1.81	5.10	2.37	5.00	2.80	4.94	3.27	4.88	3.70	4.81	4.15	4.74	4.62	4.65	5.08	4.58	5.57	4.52	6.06	4.45	6.56		
		1900	5.43	1.91	5.35	2.50	5.27	2.95	5.19	3.44	5.12	3.88	5.06	4.35	4.99	4.86	4.89	5.33	4.82	5.84	4.77	6.36	4.70	6.88		

Remark:
 Qs : Suction - phase Air Volume (m³/min)
 La : Required electric power (kw)

TYPE SSR PERFORMANCE TABLE (BELT & PULLEY)

SSR-100 TO SSR-200H

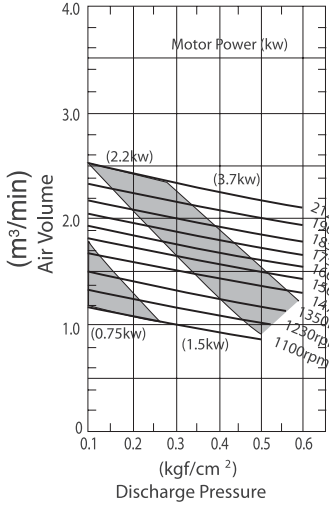


Type	Bore	rpm	Discharge Pressure																							
			0.10		0.15		0.20		0.25		0.30		0.35		0.40		0.45		0.50		0.55		0.60			
			9.8kPa		14.7kPa		19.6kPa		24.5kPa		29.4kPa		34.3kPa		39.2kPa		44.1kPa		49kPa		53.9kPa		58.8kPa			
			Qs	La	Qs	La	Qs	La	Qs	La	Qs	La	Qs	La	Qs	La	Qs	La	Qs	La	Qs	La	Qs	La		
SSR 100	100A	1060	4.57	1.35	4.40	0.80	4.24	2.23	4.09	2.70	3.95	3.10	3.82	3.57	3.70	4.00	3.59	4.48	3.48	4.95	3.38	5.40	3.28	5.86		
		1140	4.97	1.52	4.81	2.00	4.65	2.46	4.50	2.95	4.36	3.41	4.23	3.90	4.12	4.38	4.01	4.88	3.90	5.38	3.80	5.88	3.71	6.38		
		1220	5.34	1.68	5.18	2.20	5.03	2.70	4.89	3.20	4.76	3.71	4.64	4.24	4.53	4.76	4.42	5.29	4.32	5.76	4.22	6.37	4.13	6.90		
		1310	5.73	1.87	5.58	2.41	5.44	2.96	5.31	3.50	5.18	4.05	5.06	4.61	4.95	5.18	4.84	5.75	4.74	6.30	4.64	6.92	4.55	7.48		
		1460	6.53	2.18	6.38	2.78	6.25	3.40	6.12	3.98	6.00	4.62	5.89	5.24	5.78	5.87	5.68	6.52	5.58	7.10	5.48	7.74	5.39	8.45		
		1540	6.90	2.40	6.77	3.02	6.64	3.67	6.52	4.30	6.40	4.98	6.29	5.63	6.19	6.30	6.09	6.98	5.99	7.61	5.90	8.37	5.81	9.00		
		1680	7.63	2.78	7.49	3.48	7.36	4.18	7.24	4.90	7.13	5.62	7.02	6.35	6.92	7.08	6.82	7.83	6.73	8.50	6.64	9.30	6.55	10.03		
		1780	8.09	3.05	7.96	3.81	7.84	4.56	7.73	5.32	7.62	6.10	7.52	6.86	7.42	7.63	7.32	8.43	7.23	9.15	7.14	9.97	7.06	10.71		
		1880	8.57	3.33	8.45	4.13	8.36	4.93	8.25	5.75	8.15	6.55	8.05	7.38	7.95	8.18	7.86	9.05	7.77	9.80	7.68	10.62	7.60	11.42		
		1980	9.07	3.60	8.96	4.46	8.85	5.31	8.75	6.17	8.65	7.01	8.55	7.90	8.46	8.75	8.37	9.63	8.28	10.45	8.20	11.30	8.12	12.13		
SSR 125	125A	980	6.50	1.65	6.30	2.23	6.15	2.80	6.05	3.45	5.95	4.10	5.82	4.70	5.75	5.40	5.64	6.10	5.55	6.70	5.47	7.20	5.37	8.05		
		1050	6.95	1.90	6.78	2.54	6.63	3.15	6.51	3.85	6.42	4.53	6.30	5.20	6.22	5.95	6.11	6.65	6.03	7.30	5.95	7.90	5.85	8.75		
		1200	8.00	2.50	7.80	3.20	7.65	3.92	7.55	4.70	7.45	5.50	7.34	6.28	7.25	7.10	7.15	7.90	7.00	8.65	6.98	9.40	5.90	10.25		
		1310	8.75	2.90	8.55	3.65	8.40	4.50	8.29	5.35	8.19	6.20	8.09	7.05	8.00	2.90	7.90	8.80	7.82	9.65	7.74	10.05	7.64	11.40		
		1390	9.30	3.20	9.10	4.00	8.95	4.90	8.84	5.80	8.74	6.70	8.63	7.60	8.54	8.50	8.45	9.45	8.37	10.35	8.28	11.25	8.20	12.20		
		1450	9.72	3.45	9.50	4.25	9.35	5.20	9.25	6.15	9.15	7.10	9.05	8.05	8.95	9.00	8.85	9.90	8.77	10.90	8.70	11.80	8.60	12.80		
		1530	10.27	3.80	10.07	4.70	9.90	5.65	9.80	6.65	9.70	7.65	9.60	8.60	9.50	9.60	9.40	10.60	9.33	11.60	9.25	12.60	9.15	13.60		
		1630	10.96	4.30	10.75	5.20	10.57	6.25	10.47	7.25	10.37	8.35	10.27	9.35	10.17	10.35	10.08	11.35	10.01	12.40	9.93	13.50	9.85	14.60		
		1750	11.78	4.90	11.55	5.80	11.38	6.95	11.29	7.95	11.18	9.18	11.09	10.20	10.99	11.26	10.91	12.33	10.83	13.38	10.75	14.70	10.66	15.80		
		1850	12.48	5.40	12.25	6.36	12.05	7.55	11.97	8.57	11.85	9.88	11.70	10.94	11.66	12.02	11.58	13.12	11.50	14.20	11.42	15.60	11.34	16.85		
SSR 150	150A	810	12.01	3.85	11.76	5.00	11.54	6.20	11.35	7.30	11.15	8.50	11.00	9.60	10.86	10.80	10.76	11.95	10.65	13.20	10.52	14.40	10.39	15.60		
		860	12.80	4.40	12.62	5.60	12.40	6.86	12.20	8.05	12.03	9.30	11.86	10.45	11.75	11.70	11.65	13.00	11.54	14.25	11.40	15.50	11.27	16.80		
		970	14.70	5.58	14.50	7.00	14.30	8.30	14.10	9.65	13.95	11.05	13.80	12.40	13.70	13.80	13.60	15.20	13.50	16.60	13.35	18.00	13.23	19.40		
		1110	17.08	7.00	16.90	8.60	16.70	10.15	16.52	11.70	16.37	13.10	16.25	14.80	16.15	16.50	16.05	18.00	15.95	19.60	15.85	21.20	15.70	22.80		
		1180	18.25	7.80	18.10	9.45	17.92	11.10	17.73	12.70	17.59	14.40	17.47	16.00	17.37	17.80	17.27	19.40	17.17	21.10	17.07	22.80	16.97	24.40		
		1240	19.27	8.45	19.10	10.20	18.95	11.90	18.77	13.60	18.63	15.40	18.53	17.07	18.43	18.90	18.33	20.70	18.23	22.40	18.13	24.20	18.03	25.80		
		1400	22.00	10.20	21.83	12.10	21.70	14.00	21.55	15.95	21.40	17.90	21.30	19.90	21.20	21.90	21.15	23.85	21.05	25.80	20.97	27.90	20.87	29.70		
		1520	23.93	11.65	23.80	13.80	23.68	15.90	23.52	18.00	23.40	20.15	23.30	22.30	23.21	24.60	23.13	26.70	23.04	28.90	22.95	31.20	22.82	33.30		
		1620	25.42	13.40	25.30	15.60	25.15	18.00	25.00	20.40	24.86	22.60	24.75	25.00	24.68	27.40	24.58	29.65	24.48	32.05	24.40	34.40	24.27	36.90		
		1730	27.05	15.30	26.92	17.60	26.77	20.20	26.61	22.90	26.48	25.30	26.35	27.90	26.27	30.40	26.17	33.00	26.08	35.55	26.00	38.00	25.87	40.80		
SSR 175	175A	970	21.87	7.20	21.42	9.29	21.02	11.25	20.64	13.26	20.33	15.33	20.04	17.35	19.80	19.42	19.57	21.49	19.35	23.56	19.08	25.63	18.85	27.70		
		1110	25.43	8.91	25.01	11.26	24.61	13.59	24.25	15.90	23.94	18.05	23.67	20.52	23.44	23.00	23.21	25.25	22.98	27.62	22.77	29.99	22.51	32.35		
		1180	27.20	9.87	26.80	12.83	26.42	14.79	26.06	17.19	25.76	19.71	25.49	22.11	25.25	24.73	25.02	27.14	24.98	29.65	24.58	32.17	24.37	34.57		
		1240	28.73	10.65	28.31	13.25	27.96	15.80	27.61	18.35	27.30	21.00	27.06	23.52	26.82	26.21	26.59	28.86	26.37	31.41	26.15	34.07	25.94	36.51		
		1400	32.81	12.75	32.40	15.60	32.07	18.46	31.74	21.37	31.43	24.28	31.18	27.24	30.95	30.21	30.77	33.12	30.54	36.02	30.35	39.10	30.14	41.84		
		1520	35.76	14.47	35.39	17.67	35.07	20.81	34.73	23.95	34.45	27.14	34.20	30.34	33.98	33.70	33.77	36.84	33.55	40.09	33.35	43.45	33.11	46.59		
		1620	38.10	16.51	37.74	19.81	37.39	23.34	37.06	26.86	36.76	30.17	36.50	33.69	36.29	37.22	36.06	40.58	35.84	44.10	35.65	47.57	35.40	51.21		
		1730	40.67	18.72	40.29	22.19	39.94	26.00	39.60	29.91	39.31	33.50	39.04	37.30	38.28	41.00	38.59	44.80	38.38	48.55	38.18	52.19	37.94	56.22		
		SSR 200H	200A	810	31.77	8.05	31.19	11.28	30.52	14.65	29.98	17.60	29.55	20.68	29.21	23.83	28.89	26.94	28.57	29.99	28.22	33.16	27.91	36.05	27.63	39.05
				900	35.68	9.95	35.05	13.48	34.49	17.10	34.04	20.44	33.66	24.00	33.36	27.53	33.05	30.93	32.73	34.40	32.34	37.83	32.03	41.02	31.71	44.38
980	39.15			11.58	38.53	15.50	38.08	19.38	37.66	22.93	37.34	27.18	37.05	30.78	36.77	34.55	36.41	38.23	36.03	42.02	35.68	45.52	35.34	49.38		
1070	43.03			13.46	42.50	17.81	42.04	21.24	41.68	25.82	41.44	30.13	41.17	34.43	40.97	38.68	40.56	42.65	40.15	46.82	39.77	50.71	39.42	54.95		
1150	46.50			15.18	46.04	19.95	45.55	23.71	45.31	28.13	45.07	32.71	44.85	37.26	44.60	42.02	44.21	46.62	43.78	50.98	43.42	55.09	43.06	59.74		
1230	49.60			17.09	49.16	21.94	48.74	26.43	48.45	31.28	48.22	36.26	48.00	41.25	47.78	46.08	47.49	50.78	47.08	55.53	46.76	59.83	46.44	64.80		
1310	52.67			19.65	52.22	24.34	51.86	29.20	51.57	34.28	51.38	39.66	51.18	44.88	50.99	50.18	50.69	55.09	50.40	59.96	50.10	64.53	49.83	69.72		
1390	55.77			21.31	54.31	26.64	54.96	31.88	54.72	37.46	54.49	42.92	54.35	48.52	54.16	54.22	53.91	59.28	53.68	64.48	53.49	69.16	53.24	74.60		
1480	59.20			23.80	58.83	28.96	58.46	34.37	58.24	40.42	58.02	46.58	57.89	52.36	57.76	58.19	57.57	63.62	57.37	68.98	57.22	74.22	57.08	80.18		

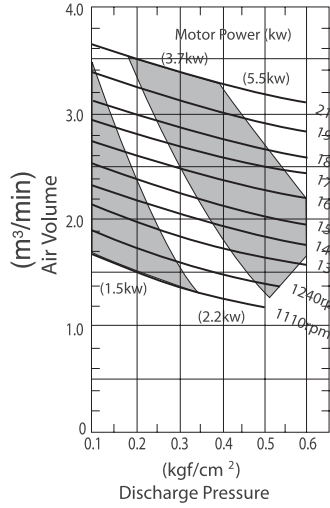
PERFORMANCE CURVE

SSR

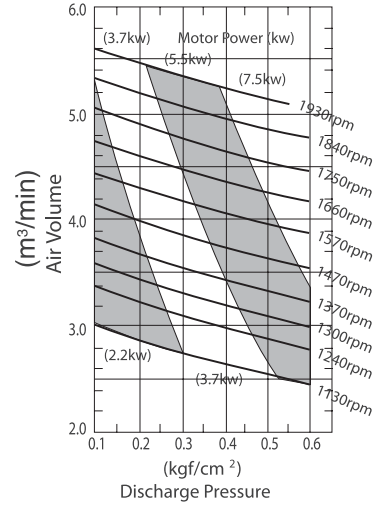
SSR-50



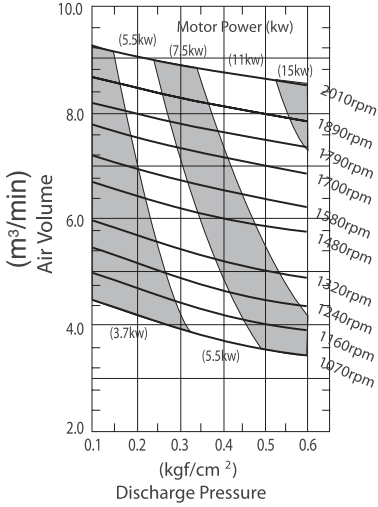
SSR-65



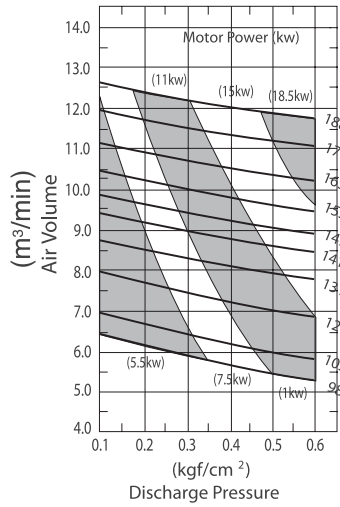
SSR-80



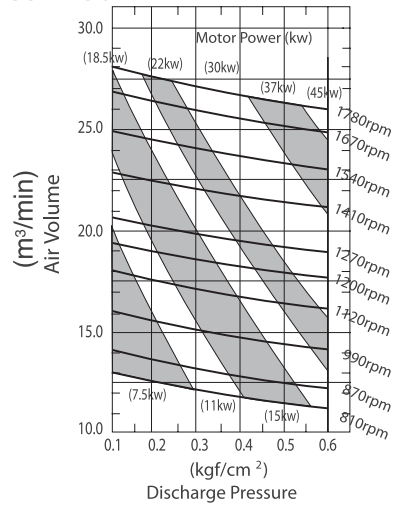
SSR-100



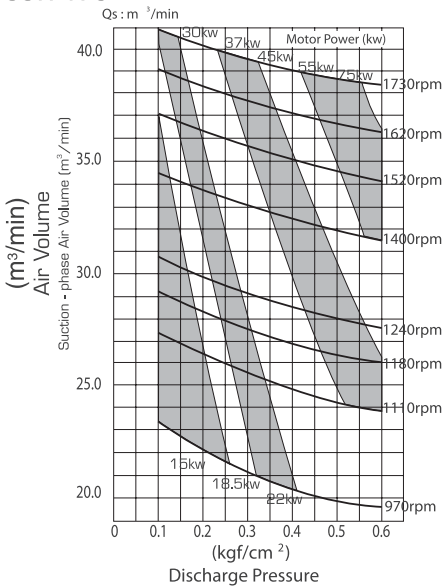
SSR-125



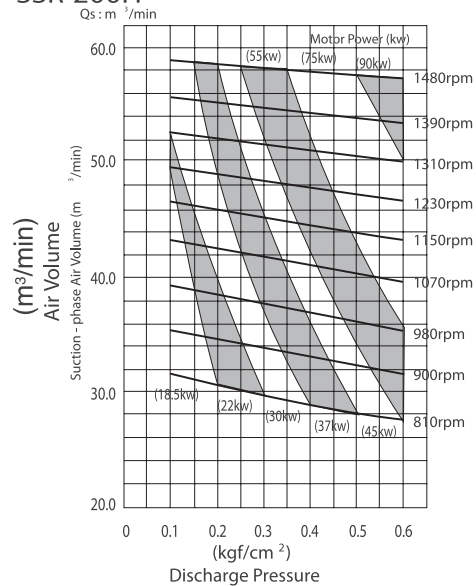
SSR-150



SSR-175

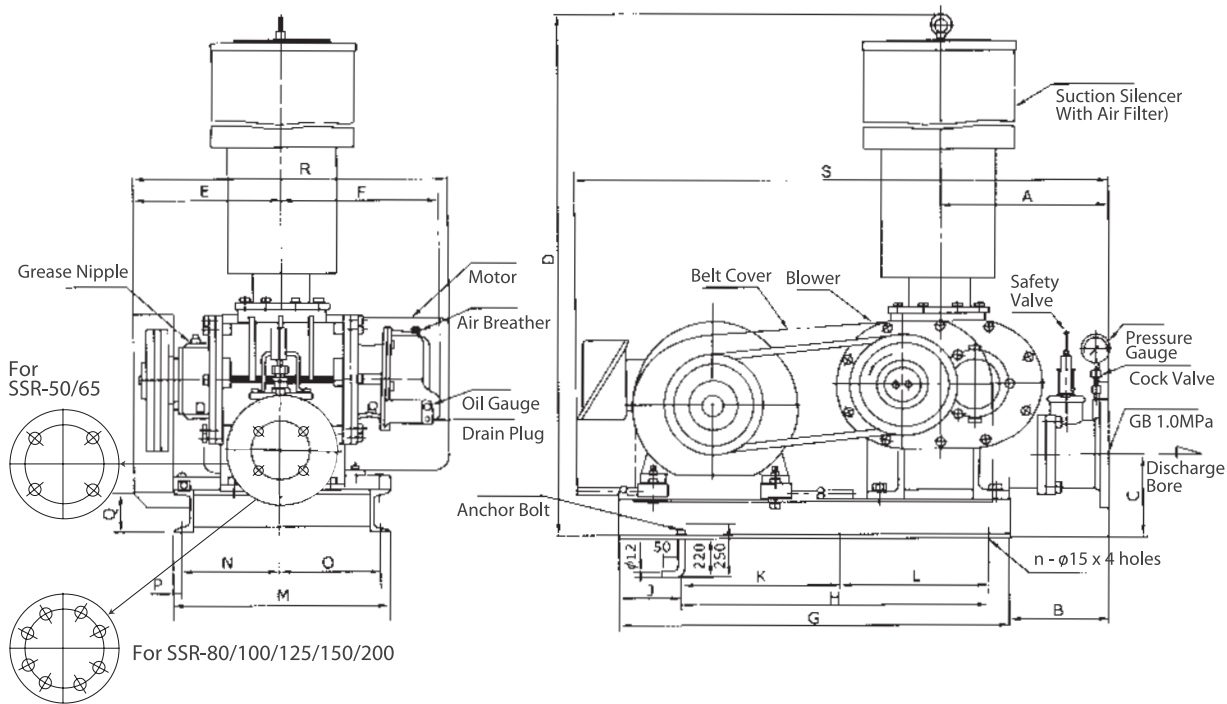


SSR-200H



TYPE SSR OUTLINE DIMENSIONS (BELT & PULLEY)

SSR-100 TO SSR-200H



Type	Mark	Bore	A	B	C	D	E	F	G	H	J	K
SSR-50	50A	230	130	125	900	185	179	560	410	100	-	
SSR-65	65A	230	130	135	965	205	202	600	450	100	-	
SSR-80	80A	280	170	150	1125	220	225	650	500	100	-	
SSR-100	100A	280	155	160	1250	260	265	730	580	100	-	
SSR-125	125A	355	205	190	1510	295	294	860	700	110	350	
SSR-150	150A	400	235	210	1730	380	377	960	750	160	400	
SSR-175	200A	520	355	230	1775	465	457	1100	840	160	400	
SSR-200H	200A	591	378	256	2210	525	550	1280	1000	180	500	

Type	Mark	Bore	L	M	N	O	P	Q	n	R	S	(Kg) Weight
SSR-50	50A	-	300	115	155	15	80	4	430	770	70	
SSR-65	65A	-	340	135	175	15	80	4	500	810	81	
SSR-80	80A	-	380	130	200	15	80	4	530	890	123	
SSR-100	100A	-	470	170	270	15	80	4	600	960	157	
SSR-125	125A	350	480	185	255	20	100	6	710	1380	235	
SSR-150	150A	350	590	250	300	20	100	6	860	1830	394	
SSR-175	200A	420	720	325	355	20	100	6	1045	1600	495	
SSR-200H	200A	500	755	360	345	25	126	6	1080	1765	860	

Note-The weights given does not include the motor.

PERFORMANCE TABLE

TYPES TSS

□ 0.4kW ■ 0.75kW

Qs : Suction-phase Air Volume (ℓ/min) La : Required electric power (kW)

Type	Bore	rpm	Discharge Pressure (kgf/cm ²)																
			0.10		0.15		0.20		0.25		0.30		0.35		0.40				
			9.8kPa	14.7kPa	19.6kPa	24.5kPa	29.4kPa	34.3kPa	39.2kPa	Qs	La	Qs	La	Qs	La	Qs	La		
TSS-20	3/4B (20A)	1750	120	0.20	110	0.22	100	0.24											
		2000	160	0.23	150	0.25	140	0.27	130	0.29	120	0.31							
		2250	200	0.26	185	0.29	170	0.31	160	0.33	150	0.35	140	0.38	130	0.40			
		2500	240	0.29	225	0.32	210	0.34	200	0.37	190	0.39	180	0.42	170	0.44			
TSS-25	1B (25A)	1750	200	0.23	185	0.25	170	0.27	155	0.30	140	0.32							
		2000	250	0.26	235	0.29	220	0.31	205	0.34	190	0.37	175	0.40	160	0.43			
		2250	300	0.30	285	0.33	270	0.35	255	0.39	240	0.42	225	0.46	210	0.49			
		2500	350	0.33	335	0.36	320	0.39	305	0.43	290	0.46	275	0.50	260	0.54			
TSS-32	1 1/4B (32A)	1750	360	0.27	340	0.31	320	0.34	300	0.38	280	0.42	260	0.46	240	0.50			
		2000	440	0.31	420	0.35	400	0.39	380	0.44	360	0.48	340	0.53	320	0.57			
		2250	520	0.35	500	0.40	480	0.44	460	0.49	440	0.54	420	0.59	400	0.64			
		2500	600	0.39	580	0.44	560	0.49	540	0.55	520	0.60	500	0.66	480	0.71			

TYPES TSA

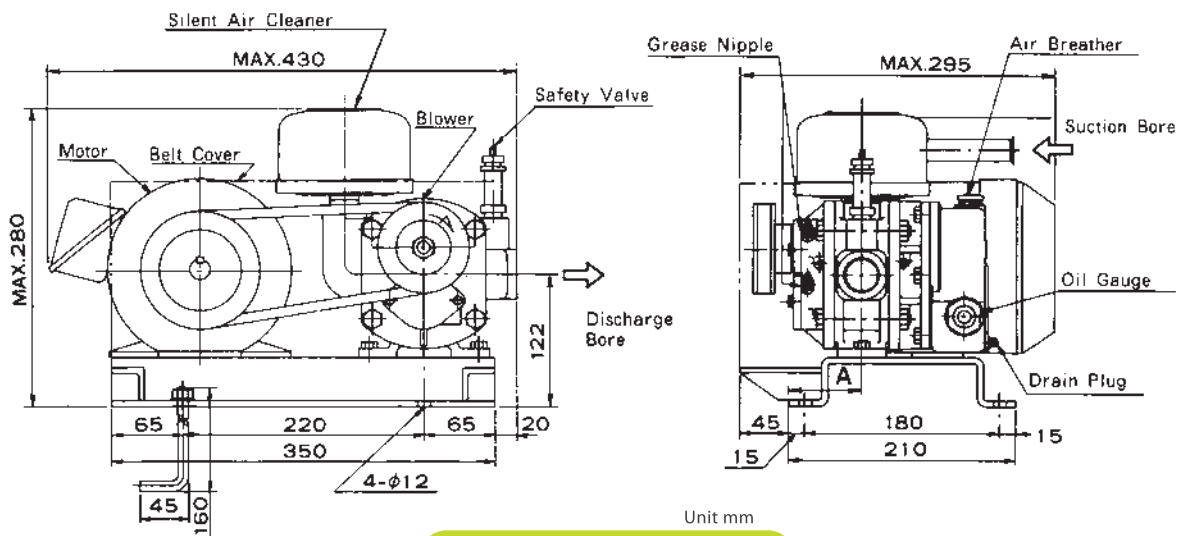
■ 0.75KW ■ 1.5KW ■ 2.2KW ■ 3.7KW

Qs : Suction-phase Air Volume (ℓ/min) La : Required electric power (kW)

Type	Bore	rpm	Discharge Pressure (kgf/cm ²)																	
			0.10		0.15		0.20		0.25		0.30		0.35		0.40		0.45		0.50	
			9.8kPa	14.7kPa	19.6kPa	24.5kPa	29.4kPa	34.3kPa	39.2kPa	44.1kPa	49.0kPa	Qs	La	Qs	La	Qs	La	Qs	La	
TSA-40	1 3/8B (40A)	1000	0.45	0.32	0.42	0.36	0.39	0.40	0.36	0.46	0.33	0.52								
		1250	0.65	0.40	0.62	0.45	0.59	0.50	0.56	0.58	0.53	0.65	0.51	0.73	0.48	0.80	0.46	0.90	0.43	0.99
		1500	0.84	0.48	0.81	0.54	0.78	0.60	0.75	0.69	0.72	0.78	0.70	0.87	0.67	0.96	0.65	1.07	0.62	1.18
		1750	1.04	0.56	1.01	0.63	0.98	0.70	0.95	0.81	0.92	0.91	0.90	1.01	0.87	1.11	0.85	1.25	0.82	1.38
TSA-50	2B (50A)	1000	0.82	0.64	0.78	0.72	0.73	0.80	0.69	0.92	0.65	1.04	0.61	1.16	0.57	1.28				
		1250	1.22	0.80	1.18	0.90	1.13	1.00	1.09	1.15	1.05	1.30	1.01	1.45	0.97	1.60	0.93	1.79	0.89	1.97
		1500	1.61	0.96	1.57	1.52	1.08	1.20	1.48	1.38	1.44	1.56	1.40	1.74	1.36	1.92	1.32	2.14	1.28	2.36
		1750	2.01	1.12	1.97	1.26	1.92	1.40	1.88	1.61	1.84	1.82	1.80	2.02	1.76	2.22	1.72	2.49	1.68	2.76
TSA-65	2 1/8B (65A)	1000	1.19	0.80	1.07	0.90	0.94	1.00	0.85	1.15	0.75	1.30	0.67	1.45	0.59	1.60				
		1250	1.69	1.00	1.57	1.13	1.45	1.25	1.36	1.44	1.26	1.63	1.18	1.82	1.10	2.00	1.05	2.23	0.99	2.45
		1500	2.18	1.20	2.06	1.35	1.93	1.50	1.84	1.73	1.74	1.95	1.66	2.18	1.58	2.40	1.53	2.68	1.47	2.95
		1750	2.68	1.40	2.56	1.58	2.43	1.75	2.34	2.02	2.24	2.28	2.16	2.53	2.08	2.78	2.03	3.12	1.97	3.45

OUTLINE DIMENSIONS

TYPE TSS

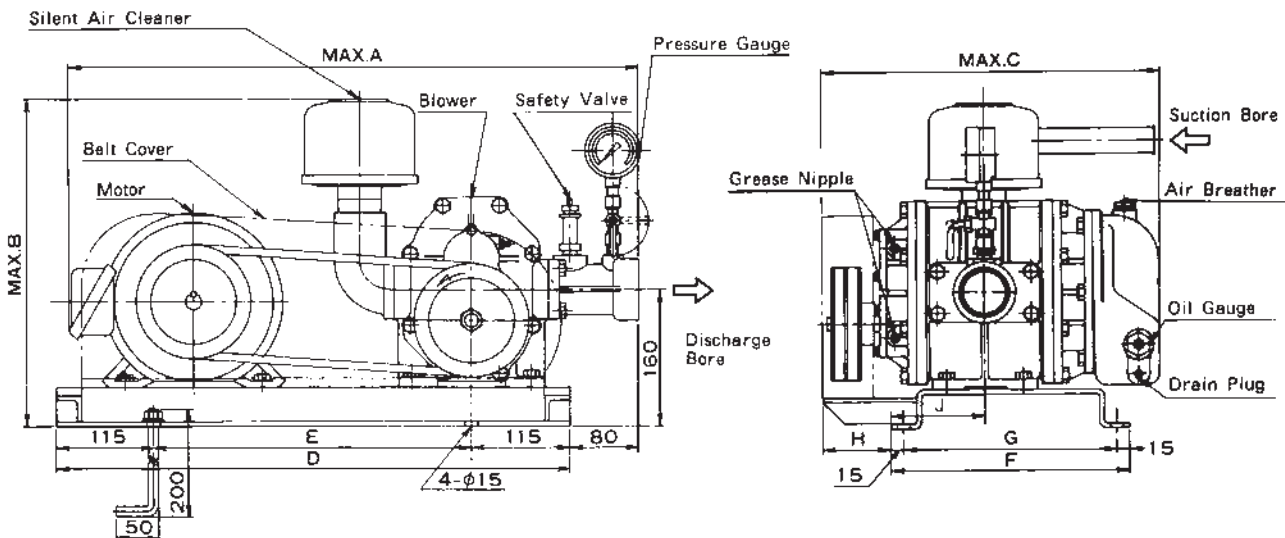


Unit mm

Mark Type	Bore	A	(Kg) Weight
TSS-20	RC 3/4	60	19
TSS-25	RC 1	67	20
TSS-32	RC 1 1/4	82	22

Note: The weights given do not include the motor.

TYPE TSA



Note: The weights given do not include the motor.

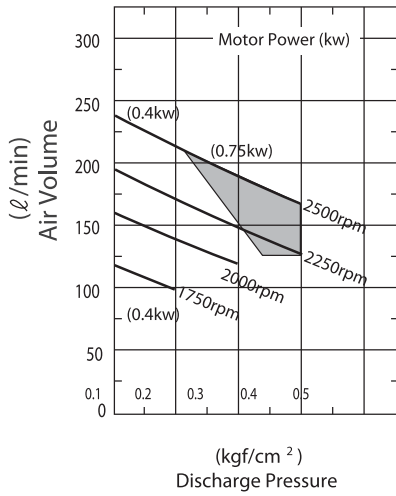
Unit mm

Mark Type	Bore	A	B	C	D	E	F	G	H	J	(Kg) Weight
TSA-40	RC 1 1/2	670	360	350	550	320	250	220	60	85	42
TSA-55	RC 2	700	380	405	600	370	280	250	80	110	61
TSA-65	RC 2 1/2	700	380	440	600	370	280	250	80	130	64

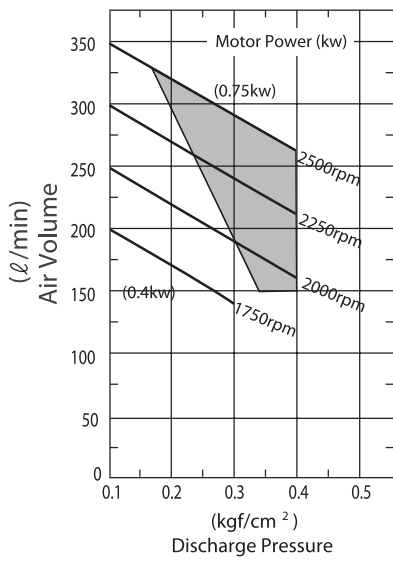
PERFORMANCE CURVE

TSS

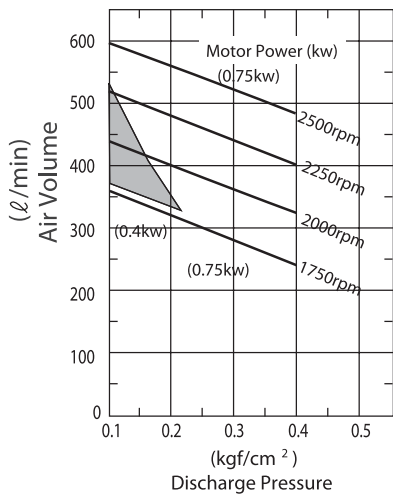
TSS-20



TSS-25

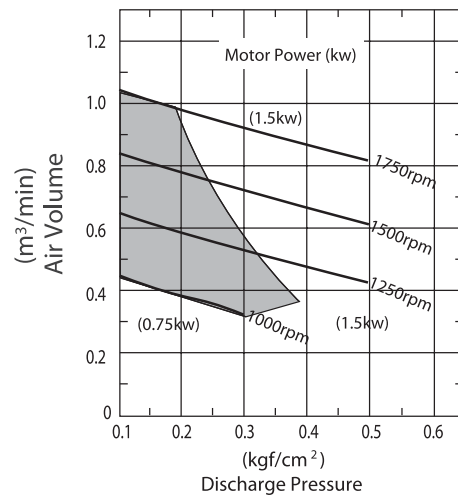


TSS-32

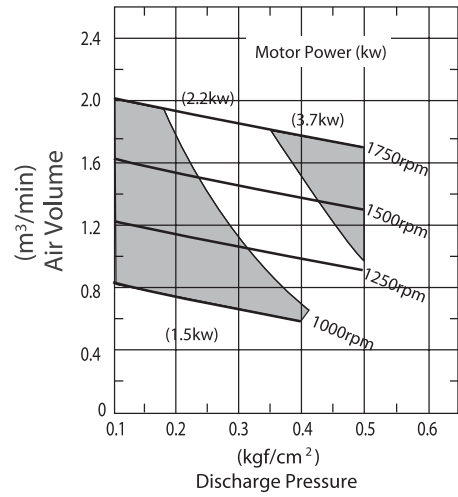


TSA

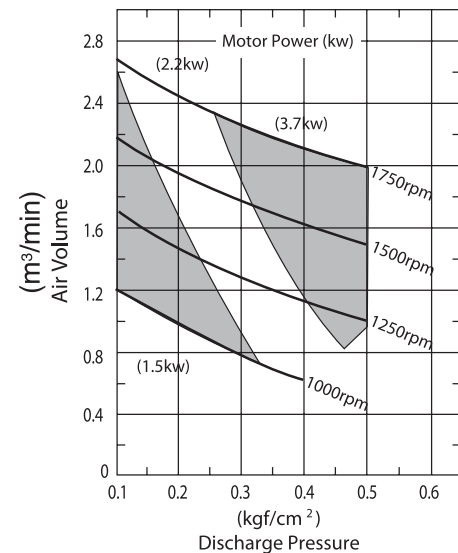
TSA-40



TSA-50



TSA-65

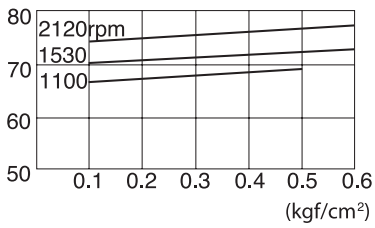


TYPE SSR NOISE LEVEL

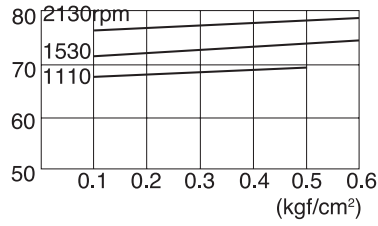
dB(A)
NOISE LEVEL dB(A)
1.0m
Machine
Side 1.0m

Note: These values are based on the measurements taken in our factory

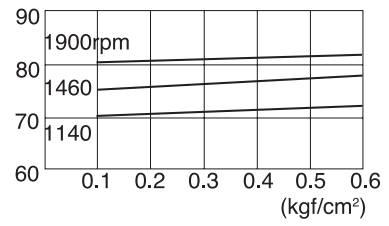
dB(A) SSR-50



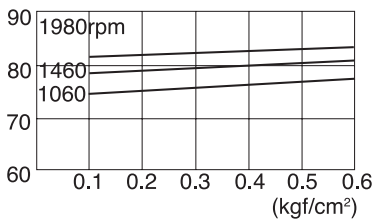
dB(A) SSR-65



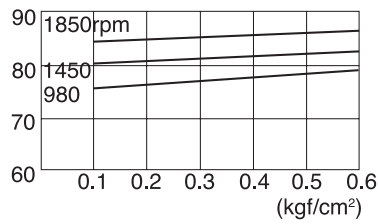
dB(A) SSR-80



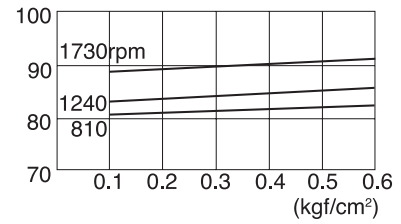
dB(A) SSR-100



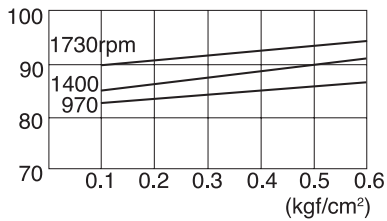
dB(A) SSR-125



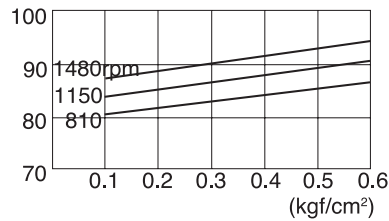
dB(A) SSR-150



dB(A) SSR-175

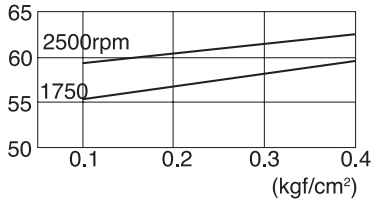


dB(A) SSR-200H

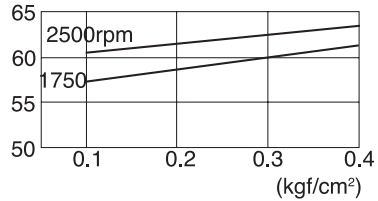


TYPE TSS NOISE LEVEL

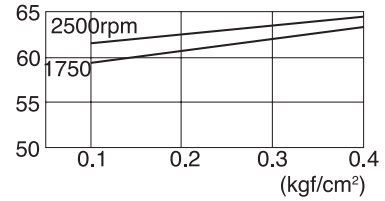
dB(A) TSS-20



dB(A) TSS-25

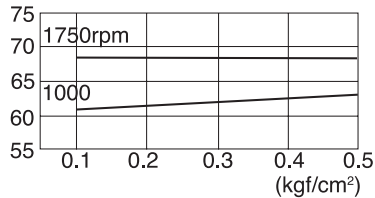


dB(A) TSS-32

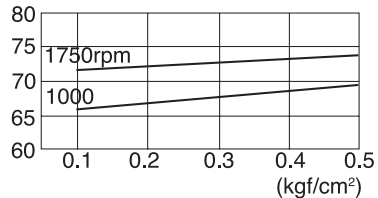


TYPE TSA NOISE LEVEL

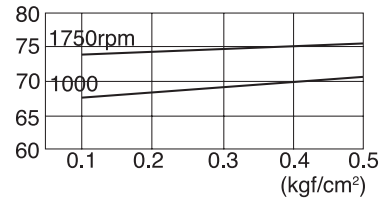
dB(A) TSA-40



dB(A) TSA-50



dB(A) TSA-65



PERFORMANCE TABLE

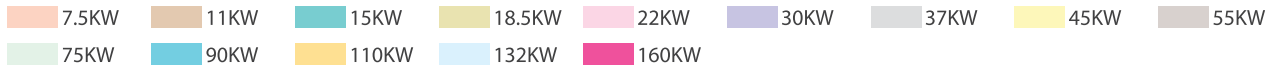
TYPE SSR-H

1.5KW 2.2KW 3KW 4KW 5.5KW 7.5KW 11KW 15KW 18.5KW

Type	Bore	rpm	Discharge Pressure																rpm
			0.10		0.15		0.20		0.25		0.30		0.35		0.35		0.35		
			9.8kPa		14.7kPa		19.6kPa		24.5kPa		29.4kPa		34.3kPa		39.2kPa		44.1kPa		
			Qs	La	Qs	La	Qs	La	Qs	La	Qs	La	Qs	La	Qs	La	Qs	La	
SSR 50H	50A	1530	1.52	1.34	1.42	1.69	1.34	2.03	1.27	2.38	1.24	2.56							1530
		1640	1.67	1.47	1.58	1.84	1.50	2.21	1.42	2.58	1.39	2.77							1640
		1730	1.80	1.57	1.70	1.96	1.62	2.36	1.55	2.75	1.51	2.95							1730
		1840	1.95	1.71	1.86	2.12	1.78	2.54	1.07	2.96	3.17	1.66	3.38	1.62					1840
		1950	2.11	1.85	2.01	2.29	1.93	2.73	1.85	3.18	1.81	3.41	1.77	3.63					1950
		2120	2.34	2.07	2.25	2.55	2.17	3.03	2.09	3.52	2.05	3.76	2.01	3.99	1.97	4.20			2120
		2300	2.59	2.33	2.50	2.84	2.42	3.35	2.34	3.86	2.30	4.11	2.26	4.37	2.22	4.59	2.18	4.80	2300
SSR 65H	65A	1530	2.14	1.72	2.02	2.25	1.90	2.72	1.79	3.20								1530	
		1640	2.36	1.89	2.24	2.46	2.12	2.95	2.01	3.46	1.96	3.86						1640	
		1740	2.56	2.04	2.44	2.64	2.32	3.16	2.21	3.70	2.16	4.11						1740	
		1820	2.72	2.16	2.60	2.79	2.48	3.33	2.37	3.90	2.32	4.37	2.26	4.66				1820	
		1940	2.96	2.35	2.83	3.02	2.71	3.59	2.61	4.20	2.56	4.70	2.50	5.01				1940	
		2130	3.33	2.65	3.21	3.35	3.09	4.00	2.99	4.66	2.94	5.20	2.88	5.55	2.83	5.88		2130	
		2300	3.51	2.94	3.38	3.83	3.28	4.49	3.16	5.33	3.11	5.70	3.07	6.12	3.02	6.56	2.97	6.88	2300
SSR 80H	80A	1460	3.65	3.11	3.49	3.88	3.34	4.64	3.20	5.40	3.13	5.78	3.06	6.16				1460	
		1560	3.98	3.35	3.82	4.17	3.67	4.99	3.53	5.79	3.46	6.19	3.39	6.59	3.32	6.99		1560	
		1650	4.28	3.56	4.12	4.44	3.96	5.30	3.82	6.15	3.75	6.68	3.68	7.00	3.61	7.43		1650	
		1730	4.55	3.76	4.39	4.97	4.23	5.57	4.09	6.47	4.02	6.92	3.95	7.37	3.88	7.82	3.81	8.27	1730
		1820	4.84	3.97	4.68	4.94	4.52	5.88	4.38	6.82	4.31	7.29	4.24	7.76	4.17	8.23	4.10	8.70	1820
		1900	5.11	4.16	4.95	5.17	4.79	6.16	4.65	7.40	4.58	7.63	4.51	8.12	4.44	8.61	4.37	9.10	1900
		2100	5.29	4.44	5.17	5.60	5.07	7.30	4.98	7.99	5.24	8.47	5.17	9.02	5.10	9.56	5.03	10.10	2100
		1230	5.88	4.89	5.76	6.19	5.66	7.51	5.57	8.83	5.90	9.32	5.83	9.91	5.76	10.50	5.69	11.10	1230
SSR 100H	100A	1310	5.18	4.05	4.95	5.18	4.74	6.30	4.55	7.48	4.45	8.17	4.38	8.73				1310	
		1460	6.00	4.62	5.78	5.87	5.58	7.10	5.39	8.45	5.30	9.21	9.83	5.11	10.46			1460	
		1540	6.40	4.98	6.19	6.30	5.99	7.61	5.81	9.00	5.72	9.78	10.44	10.44	5.53	11.10		1540	
		1680	7.13	5.62	6.92	7.08	6.73	8.50	6.55	10.03	6.46	10.79	11.51	11.51	6.28	12.23	6.19	12.95	1680
		1780	7.62	6.10	7.42	7.63	7.23	9.15	7.06	10.71	6.98	11.55	12.32	12.32	6.81	13.09	6.72	13.86	1780
		1880	8.15	6.55	7.95	8.18	7.77	9.80	7.60	11.42	7.52	12.28	13.08	13.08	7.35	13.89	7.26	14.69	1880
		1980	8.65	7.01	8.46	8.75	8.28	10.45	8.12	12.13	8.04	13.04	13.89	13.89	7.87	14.74	7.78	15.59	1980
		2100	9.28	7.57	9.09	9.34	8.91	11.10	8.75	12.93	8.67	13.83	14.73	14.73	8.50	15.64	8.41	16.54	2100
2300	9.81	8.07	9.62	9.92	9.44	11.76	9.28	13.60	9.19	14.55	15.49	15.49	9.02	16.44	8.94	17.38	2300		

PERFORMANCE TABLE

TYPE SSR-HB

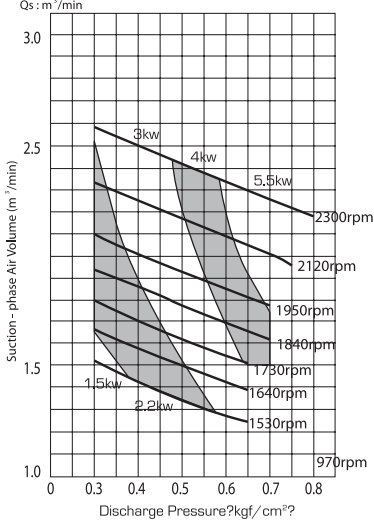


Type	Bore	rpm	Discharge Pressure																rpm
			0.30		0.40		0.50		0.60		0.65		0.70		0.75		0.80		
			29.4kPa		39.2kPa		49kPa		58.8Pa		63.7kPa		68.6kPa		73.5kPa		78.4kPa		
			Qs	La	Qs	La	Qs	La	Qs	La	Qs	La	Qs	La	Qs	La	Qs	La	
SSR 125HB	125A	1200	7.45	5.50	7.25	7.10	7.00	8.65	6.88	10.25	6.80	11.03	6.72	11.80	6.64	12.58	6.56	13.35	1200
		1310	8.19	6.20	8.00	7.90	7.82	9.65	7.64	11.40	7.56	12.25	7.48	13.10	7.40	13.95	7.32	14.80	1310
		1390	8.74	6.70	8.54	8.50	8.37	10.35	8.20	12.20	8.12	13.11	8.04	14.02	7.95	14.93	7.87	15.84	1390
		1450	9.15	7.10	8.95	9.00	8.77	10.90	8.60	12.80	8.52	13.75	8.43	14.69	8.35	15.64	8.26	16.58	1450
		1530	9.70	7.65	9.50	9.60	9.33	11.60	9.15	13.60	9.07	14.60	8.98	15.60	8.89	16.60	8.80	17.60	1530
		1630	10.37	8.35	10.17	10.35	10.01	12.40	9.85	14.60	9.77	15.68	9.67	16.76	9.58	17.84	9.48	18.92	1630
		1750	11.18	9.18	10.99	11.26	10.83	13.38	10.66	15.80	10.57	16.92	10.47	18.04	10.38	19.16	10.28	20.28	1750
		1850	11.85	9.88	11.66	12.02	11.50	14.20	11.34	16.85	11.25	18.03	11.15	19.21	11.06	20.39	10.96	21.47	1850
		2000	12.85	11.09	12.66	13.60	12.50	16.21	12.34	18.76	12.25	20.04	12.15	21.33	12.06	22.61	11.96	23.90	2000
SSR 150HB	150A	860	12.03	9.30	11.75	11.70	11.54	14.25	11.27	16.80	11.14	17.79	11.01	18.99	10.88	20.19	10.75	21.39	860
		970	13.95	11.05	13.70	13.80	13.50	16.60	13.23	19.40	13.10	21.47	12.97	22.91	12.84	24.36	12.71	25.80	970
		1110	16.37	13.10	16.15	16.50	15.95	19.60	15.70	22.80	15.57	25.09	15.44	26.76	15.31	28.43	15.18	30.09	1110
		1180	17.59	14.40	17.37	17.80	17.17	21.10	16.97	24.40	16.84	26.36	16.71	28.24	16.58	30.13	16.45	31.82	1180
		1240	18.63	15.40	18.43	18.90	18.23	22.40	18.03	25.80	17.90	27.75	17.77	29.58	17.64	31.41	17.51	33.19	1240
		1400	21.40	17.90	21.20	21.90	21.05	25.80	20.87	29.70	20.69	33.36	20.61	35.88	20.48	37.99	20.35	40.11	1400
		1520	23.40	20.15	23.21	24.60	23.04	28.90	22.82	33.30	22.69	35.77	22.54	38.16	22.41	40.43	22.28	42.71	1520
		1620	24.86	22.60	24.68	27.40	24.48	32.05	24.27	36.90	24.14	40.05	24.01	43.34	23.88	45.81	23.75	48.28	1620
		1730	26.48	25.30	26.27	30.40	26.08	35.55	25.87	40.80	25.74	44.83	25.61	47.61	25.48	50.29	25.35	52.97	1730
1900	29.13	28.96	28.94	34.56	28.75	40.34	28.56	45.16	28.37	47.85	28.18	50.52	27.99	53.38	27.90	56.41	1900		
SSR 200HB	200A	810	29.55	20.68	28.89	26.94	28.22	33.16	27.63	39.05	27.28	47.32	26.95	45.38	26.64	48.50	26.35	51.75	810
		900	33.66	24.00	33.05	30.93	32.34	37.83	31.70	44.38	31.47	47.66	31.16	51.25	30.83	54.50	30.52	57.83	900
		980	37.34	27.18	36.77	34.55	36.03	42.02	35.34	49.38	35.03	53.01	34.70	56.78	34.36	60.58	34.03	64.25	980
		1070	41.44	30.03	40.97	38.68	40.15	46.82	39.42	54.95	39.37	58.85	39.15	63.75	38.95	67.35	38.77	71.46	1070
		1150	45.07	32.71	44.60	42.02	43.78	50.98	43.06	59.74	43.01	64.35	42.76	68.65	42.47	73.36	42.23	77.69	1150
		1230	48.22	36.26	47.78	46.08	47.78	55.53	46.44	64.80	46.42	69.39	46.21	74.26	46.02	78.81	45.85	83.56	1230
		1310	51.38	39.66	50.99	50.18	50.40	59.96	49.83	69.72	49.73	74.82	49.51	79.78	49.30	84.72	49.15	89.74	1310
		1390	54.49	42.92	54.16	54.22	53.68	64.48	53.24	74.60	53.37	79.65	52.83	84.91	52.71	90.25	52.58	95.58	1390
		1480	58.02	46.58	57.76	58.19	57.37	68.98	57.08	80.18	56.97	85.68	56.85	91.36	56.71	96.78	56.56	102.45	1480
SSR 250HB	250A	900	58.68	17.18	56.00	27.78	54.18	37.65	52.72	48.50	51.20	60.00	50.18	69.30	48.70	80.00	47.61	89.25	900
		980	64.75	17.80	62.63	29.76	60.00	40.48	58.30	52.40	57.12	64.73	56.08	75.36	55.00	86.77	53.96	95.85	980
		1070	71.50	19.00	68.80	31.86	66.70	43.80	65.23	56.95	63.68	70.00	62.66	81.85	61.68	94.00	60.75	105.50	1070
		1160	78.36	20.00	75.33	34.06	73.62	47.10	71.98	61.30	70.47	75.30	69.36	87.30	68.30	101.26	66.70	114.00	1160
		1240	84.60	21.30	81.40	35.90	79.68	50.00	77.72	65.28	76.50	80.00	75.36	94.36	74.10	107.90	72.93	122.00	1240
		1350	92.60	22.60	89.36	37.40	87.60	53.75	86.26	70.93	84.75	86.50	83.35	102.3	81.76	115.00	80.30	132.00	1350

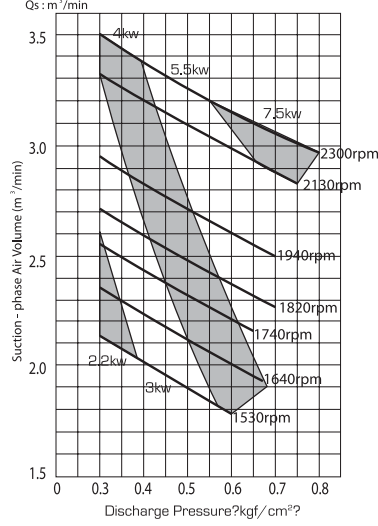
PERFORMANCE CURVE

TYPE SSR-H & SSR-HB

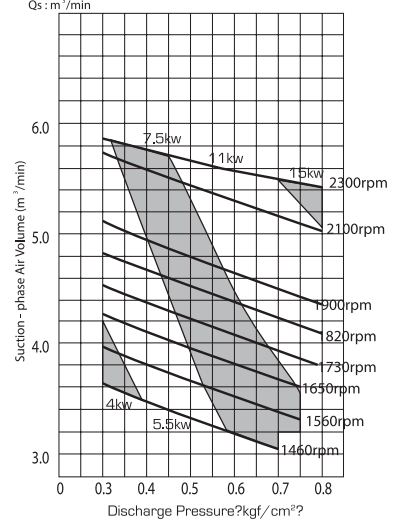
SSR-50H



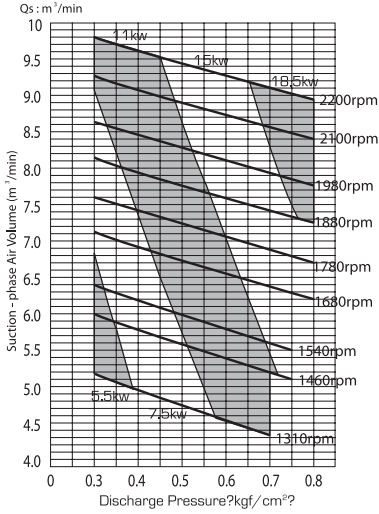
SSR-65H



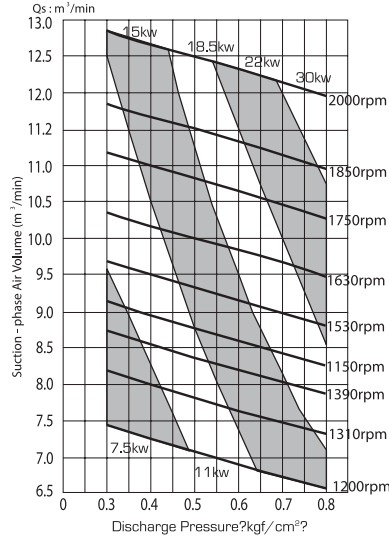
SSR-80H



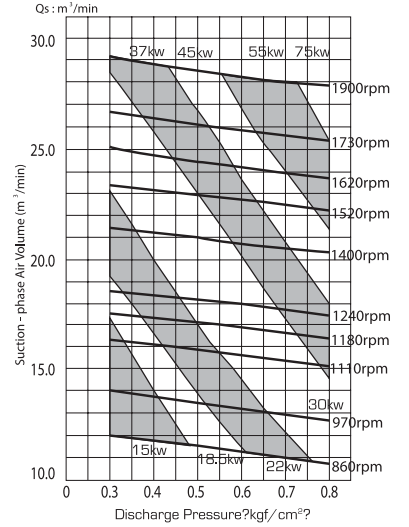
SSR-100H



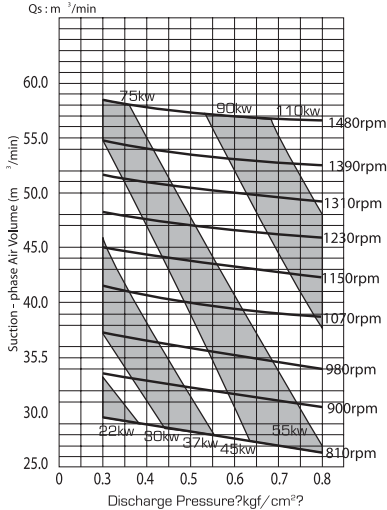
SSR-125HB



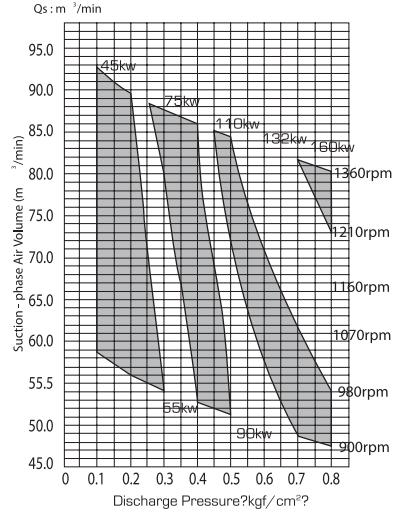
SSR-150HB



SSR-200HB

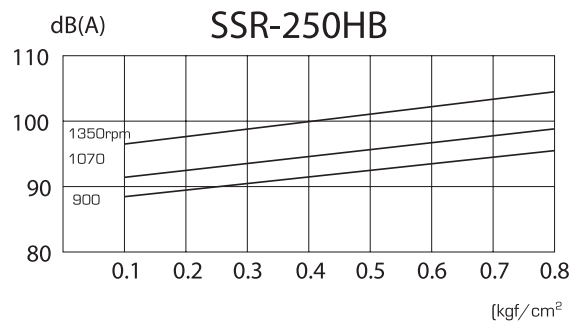
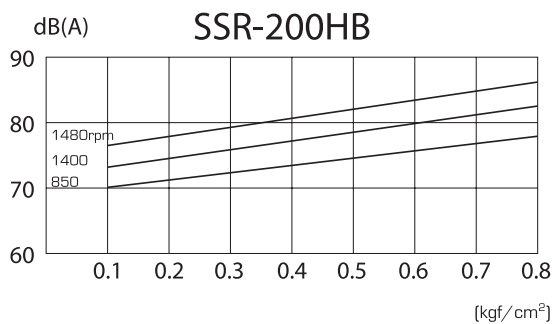
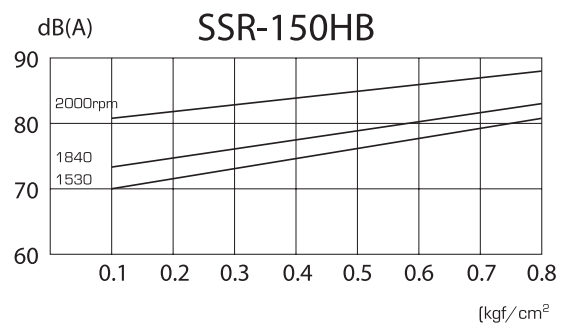
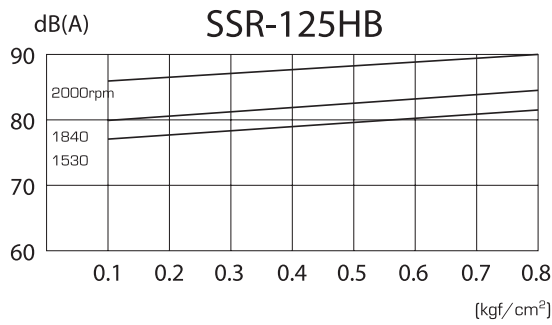
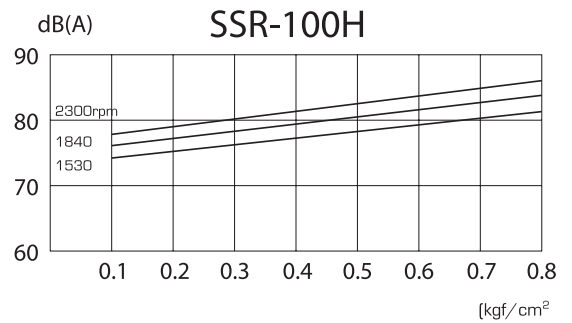
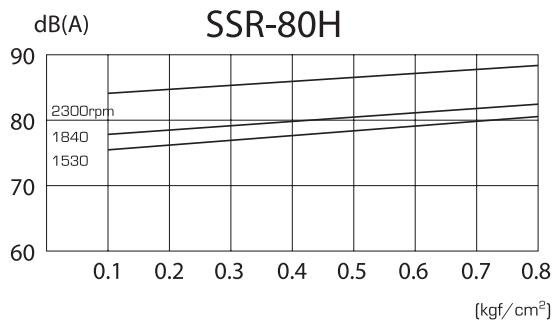
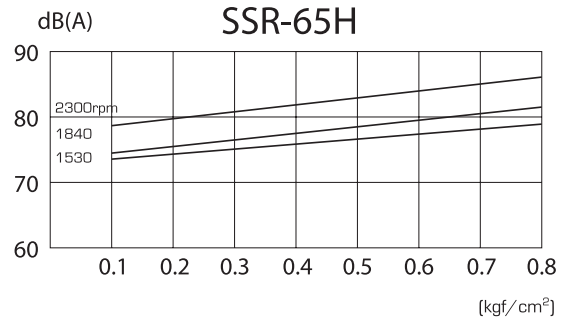
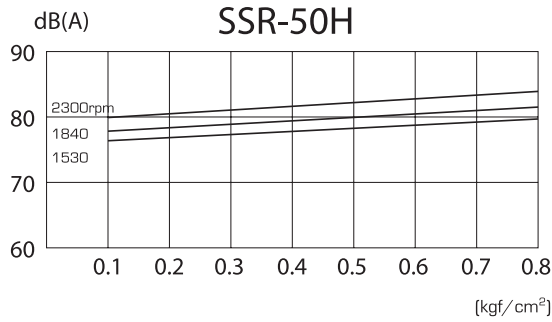


SSR-250HB



NOISE LEVEL

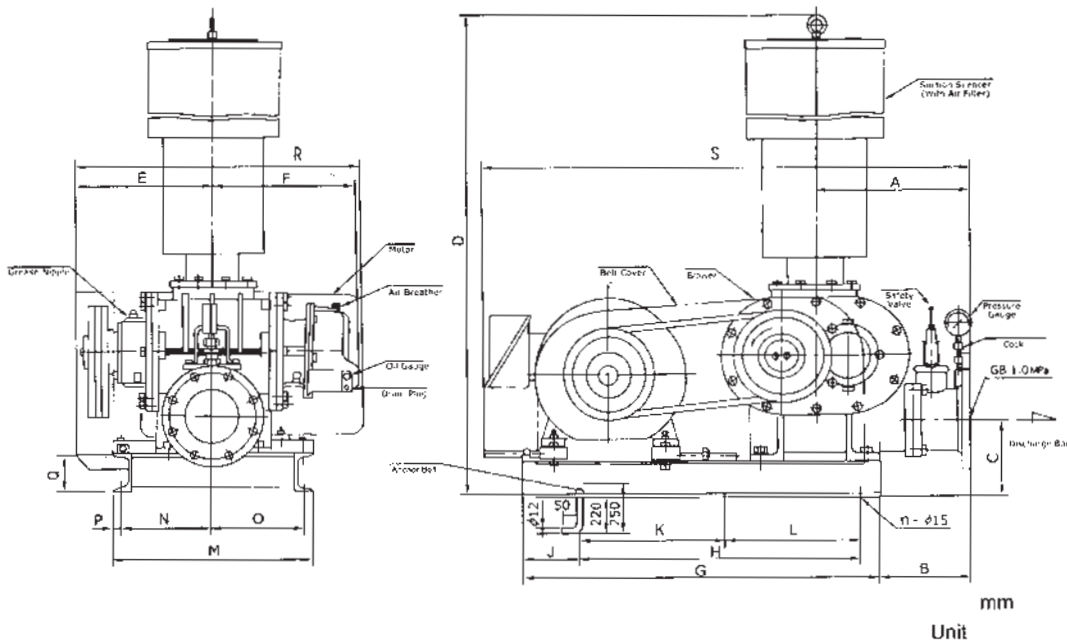
TYPE SSR-H & SSR-HB



NOISE LEVEL dB(A) Machine
Side 1.0m

TYPE SSR-H OUTLINE DIMENSIONS (BELT & PULLEY)

SSR-50H TO SSR-250HB



mm
Unit

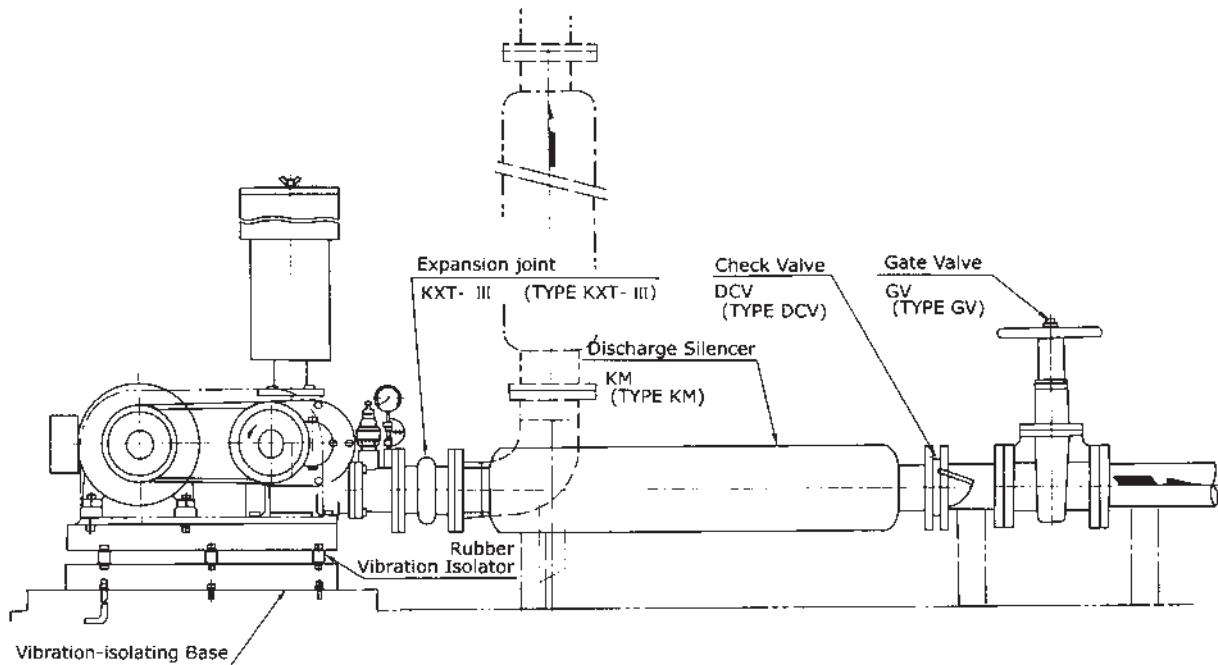
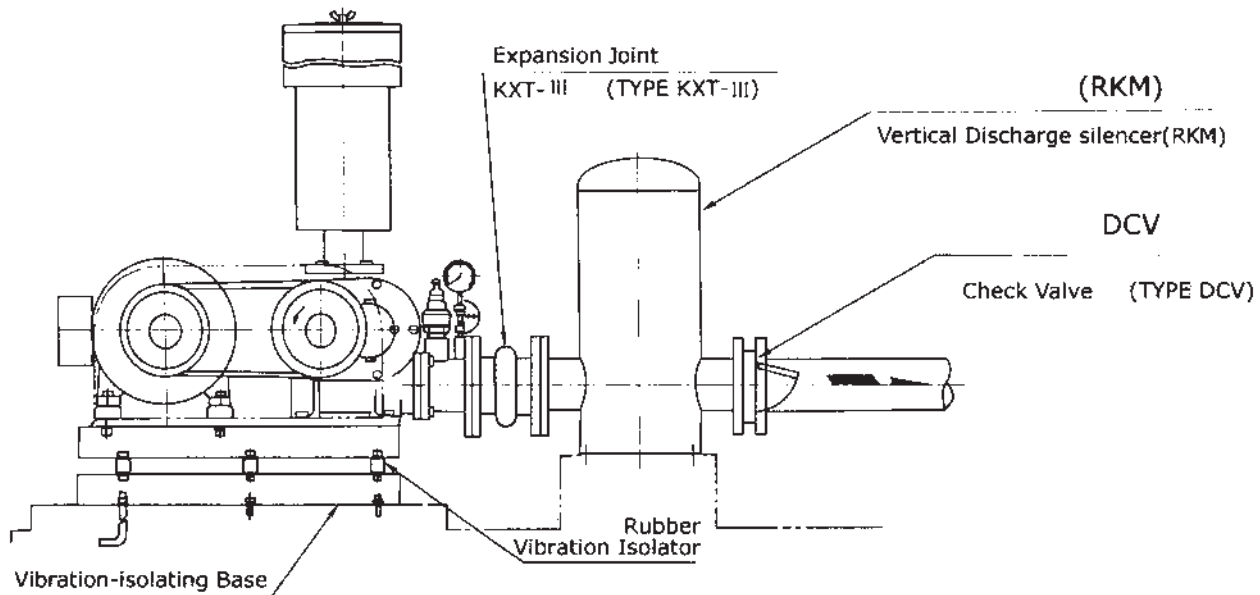
Type	Mark	Bore	A	B	C	D	E	F	G	H	J	K
SSR-50H	50A	50A	230	130	125	900	185	179	600	450	100	∅
SSR-65H	65A	65A	230	130	135	975	205	202	650	470	100	∅
SSR-80H	80A	80A	280	170	150	1135	220	225	710	530	100	∅
SSR-100H	100A	100A	280	155	160	1255	270	265	780	630	100	∅
SSR-125HB	125A	125A	355	205	190	1515	354	294	900	700	110	350
SSR-150HB	150A	150A	400	235	210	1730	453	377	1100	840	160	420
SSR-200HB	200A	200A	591	378	256	2210	579	550	1320	1000	180	500
SSR-250HB	250A	250A	700	490	350	2400	714	612.5	1670	1160	300	580

Type	Mark	Bore	L	M	N	O	P	Q	n	R	S	Weight
SSR-50H	50A	∅	360	115	215	15	80	4	505	835	70	
SSR-65H	65A	∅	375	135	210	15	80	4	545	835	81	
SSR-80H	80A	∅	470	130	310	15	80	4	678	943	123	
SSR-100H	100A	∅	535	170	335	15	80	4	710	985	157	
SSR-125HB	125A	350	555	185	330	20	100	6	810	1235	245	
SSR-150HB	150A	420	720	245	435	20	100	6	1045	1335	406	
SSR-200HB	200A	500	810	350	410	25	126	6	1215	1850	880	
SSR-250HB	-	580	1020	509	460	-	-	-	1350	2285	-	

Note-The weights given does not include the motor.

REFERENCE DRAWING OF PIPING

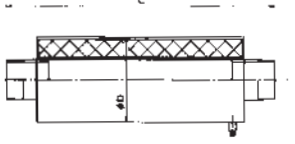
TYPE SSR (PULLEY TRANSMISSION DRAWING)



Note: Make sure that the piping of check valve type DCV is horizontal.

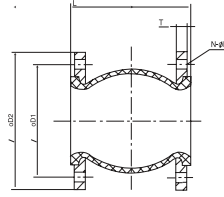
TYPES TSS, TSA, SSR ACCESSORIES

Discharge Silencer (KMS)



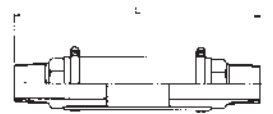
Type	Bore	D	L	(Kg) Weight
KMS-20	R 3/4	89	440	3.6
KMS-25	R1	89	440	4.0
KMS-32	R1 1/4	102	490	5.1
KMS-40	R1 1/2	115	490	6.2
KMS-50	R2	134	530	8.3
KMS-65	R2 1/2	160	620	13.0

Series Resilient Connect (K x 7)



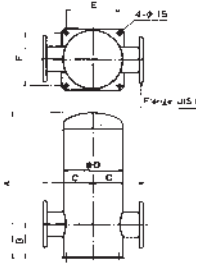
Type	Bore	D1	D2	L	T	n - ØH	(Kg) Weight
-50	50A	125	165	105	18	4 - Ø17.5	3.0
-65	65A	145	185	115	20	4 - Ø17.5	3.5
-80	80A	160	200	135	20	8 - Ø17.5	4.0
-100	100A	180	220	150	22	8 - Ø17.5	5.0
-125	125A	210	250	165	24	8 - Ø22.0	6.5
-150	150A	240	285	180	24	8 - Ø22.0	9.5
-200	200A	295	340	190	24	8 - Ø22.0	16.0

Flexible Joint (FJ)



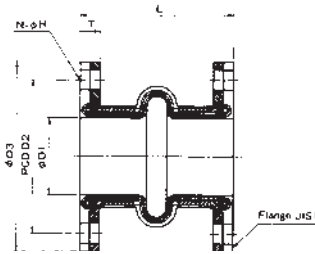
Type	Bore	L	(Kg) Weight
FJ-20	R 3/4	170	0.26
FJ-25	R1	200	0.46
FJ-32	R1 1/4	200	0.62
FJ-40	R1 1/2	250	1.02
FJ-50	R2	280	1.54
FJ-65	R2 1/2	310	2.42

Vertical Discharge Silencer (RKM)



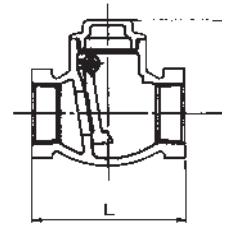
Type	Bore	A	B	C	D	E	F	G	n - ØH	(Kg) Weight
RKM-50	50A	420	120	150	140	130	125	165	4-Ø19	15
RKM-65	65A	480	130	175	191	170	145	185	4-Ø19	20
RKM-80	80A	595	145	200	216	190	160	200	8-Ø19	27
RKM-100	100A	660	155	225	267	230	180	220	8-Ø19	34
RKM-125	125A	800	190	250	280	240	210	250	8-Ø23	58
RKM-150	150A	920	210	300	356	290	240	285	8-Ø23	80
RKM-200	200A	1050	236	335	406	350	295	340	8-Ø23	97
RKM-250	250A	1120	300	350	475	410	350	395	12-Ø23	110

Expansion Joint (EXJ)



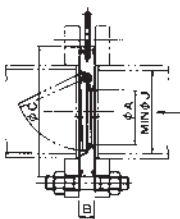
Type	Bore	D1	D2	D3	L	T	n - ØH	(Kg) Weight
EXJ-50	50A	51	120	155	150	18	4-Ø19	3.0
EXJ-65	65A	64	140	175	150	18	4-Ø19	3.5
EXJ-80	80A	76	150	185	150	18	8-Ø19	4.0
EXJ-100	100A	102	175	210	150	19	8-Ø19	5.0
EXJ-125	125A	127	210	250	150	19	8-Ø23	6.5
EXJ-150	150A	152	240	280	200	19	8-Ø23	9.5
EXJ-200	200A	203	290	330	200	24	12-Ø23	12.0

Check Value (CV)



Type	Bore	L	H	(Kg) Weight
CV-20	Rc 3/4	65	40	0.26
CV-25	Rc1	75	47	0.46
CV-32	Rc1 1/4	90	63	0.62
CV-40	Rc1 1/2	100	65	1.02
CV-50	Rc2	120	75	1.54
CV-65	Rc2 1/2	150	85	2.42

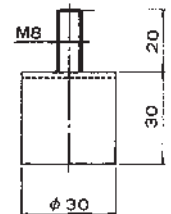
CHECK VALVE (DCV)



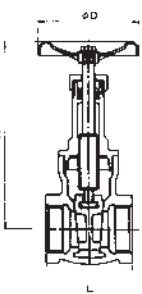
JIS 10K use Flange

Type	Bore	A	B	C	J	Fixing Bolt Size (Number)	(Kg) Weight
DCV-50	50A	25	19	104	52.7	M16x86 (4)	1.1
DCV-65	65A	36	19	124	65.9	M16x108 (4)	1.4
DCV-80	80A	46	19	134	78.1	M16x108 (8)	1.6
DCV-100	100A	67	19	159	102.3	M16x108 (8)	2.3
DCV-125	125A	88	21	190	126.6	M20x115 (8)	3.4
DCV-150	150A	108	24	220	151	M20x120 (8)	5.0
DCV-200	200A	138	29	270	200	M20x200 (8)	1.0
DCV-250	250A	185	29	328	250	M20x200 (12)	13.5

RUBBER VIBRATION ISOLATOR (TSS)

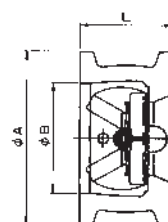


GATE VALVE (GVS)



Type	Bore	L	H	D	(Kg) Weight
GVS-20	Rc 3/4	49	80	56	0.4
GVS-25	Rc1	54	98	63	0.6
GVS-32	Rc1 1/4	57	105	70	0.8
GVS-40	Rc1 1/2	63	128	79	1.1
GVS-50	Rc2	72	145	89	1.7
GVS-65	Rc2 1/2	82	185	111	3.1

CHECK VALVE (K)

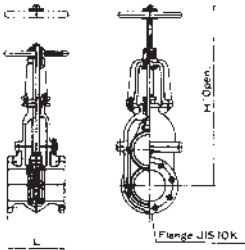


JIS 10K use Flange

Type	Bore	A	B	L	(Kg) Weight	Fixing Bolt Size (Number)
K-50	50A	101	60	54	3	M16 x135 (4)
K-65	65A	121	73	54	4	M16 x135 (4)
K-80	80A	131	89	57	5	M16 x135 (8)
K-100	100A	156	114	64	6	M16 x145 (8)
K-125	125A	187	141	70	9	M20 x160 (8)
K-150	150A	217	168	76	10	M20 x170 (8)

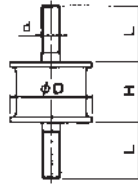
TYPES TSS, TSA, SSR ACCESSORIES

GATE VALVE (GV)



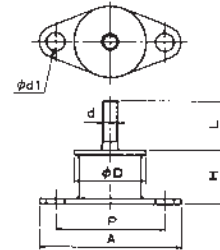
Type	Bore	L	H	(Kg) Weight
GV-50	50A	180	381	18
GV-65	65A	190	428	24
GV-80	80A	200	493	27.7
GV-100	100A	230	588	43.5
GV-125	125A	250	689	61
GV-150	150A	270	798	82

RUBBER VIBRATION ISOLATOR (TYPE A)



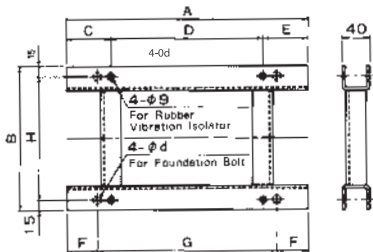
Type	D	H	L	d	Application Type
A-35B	35	49	80	56	TSA
A-35	35	54	98	63	SSR-50~80
A-40	40	57	105	70	SSR-100, 125
A-50	50	63	128	79	SSR-150
A-75	75	72	145	89	SSR-200

RUBBER VIBRATION ISOLATOR (TYPE B)



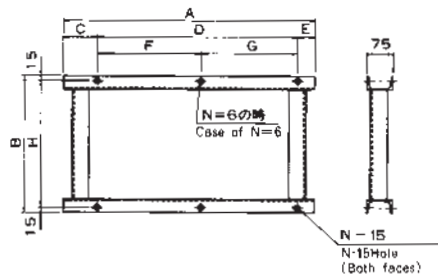
Type	D	H	L	d	dl	A	P	Application Type
A-35B	35	26	24	M8	9	69	53	SSR-50~80
A-35	40	25	30	M8	9	76	60	SSR-100,125
A-40	50	27	30	M10	11.5	93	73	SSR-150

VIBRATION-ISOLATING BASS (TSS, TSA)



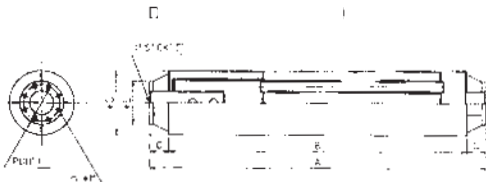
Application Type	A	B	C	D	E	F	G	H	d	(Kg) Weight
TSS-20~32	350	210	65	220	65	45	260	180	12	2.7
TSA-40	550	250	150	320	80	115	320	220	15	4.0
TSA-50.65	600	280	175	370	55	115	370	250	15	4.5

VIBRATION ISOLATOR BASE (SSR)



Application Type	A	B	C	D	E	F	G	H	N	(Kg) Weight
SSR-50	560	300	100	410	50	-	-	270	4	10
SSR-65	600	340	100	450	50	-	-	310	4	11
SSR-80	650	360	100	500	50	-	-	330	4	12
SSR-100	730	470	100	580	50	-	-	440	4	14
SSR-125	860	480	110	700	50	350	350	440	6	16
SSR-150	960	580	160	750	50	400	350	550	6	18
SSR-200	1280	750	180	1000	100	500	500	705	6	33

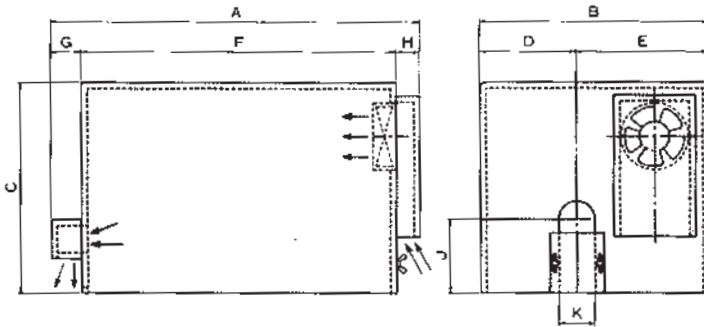
DISCHARGE SILENCER (KMB)



Type	Bore	A	B	C	D	E	F	N-ØH	(Kg) Weight
KMB-50	50A	900	740	80	184	155	120	4-Ø19	21
KMB-65	65A	1200	1020	90	233	175	140	4-Ø19	38
KMB-80	80A	360	1400	90	280	185	150	8-Ø19	45
KMB-100	100A	470	1600	90	310	210	175	8-Ø19	65
KMB-125	125A	480	1800	100	350	250	210	8-Ø23	88
KMB-150	150A	580	1900	110	450	280	240	8-Ø23	135

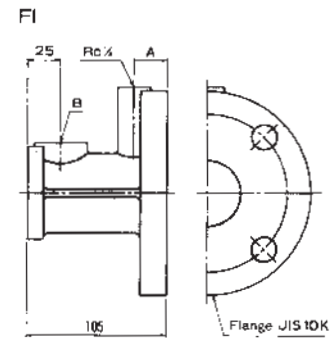
TYPES TSS, TSA, SSR ACCESSORIES

SILENCER BOX (WITH FAN)



Application Type	A	B	C	D	E	F	G	G	J	K	(Kg) Weight
TSS-20, 25, 32	610	380	426	160	220	520	50	40	198	60	16
TSA-40, 50, 65	950	530	500	250	280	820	70	60	234	110	32

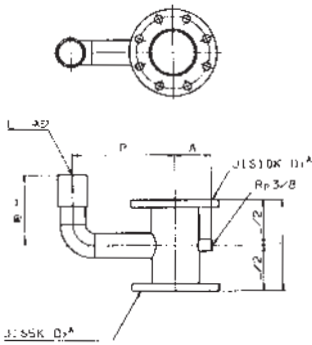
FLANGE REDUCER (TSA)



Bore	A	B	(kg) Weight	Application Type
40A	25	Rc ³ / ₈	3.2	TSA-40
50A	25	Rc ³ / ₄	3.7	TSA-50
65A	27	Rc ³ / ₄	4.6	TSA-65

TYPE SSR VACUUM ACCESSORIES

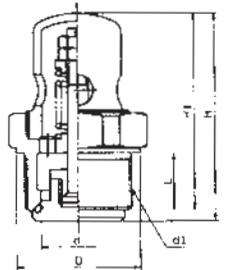
Y SHAPED REDUCER (YSS)



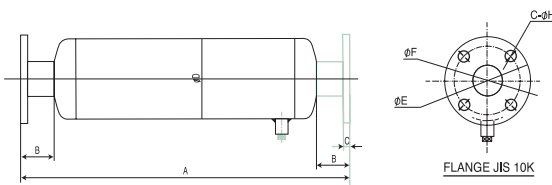
Type	D1	D2	E	L	H	P	A
YSS-50-25	50	40	G1	140	95	130	55
YSS-60-25	65	50	G1	160	105	140	60
YSS-80-25	80	65	G1 ¹ / ₄	180	115	150	70
YSS-100-32	100	80	G1 ¹ / ₄	200	125	160	75
YSS-125-50	125	100	G2	250	155	22	85
YSS-150-50	150	125	G2	260	160	27	100

VACUUM BREAKER (VOCP-B)

Bore	d	d1	D	L	H1	H
1	22	G1	40	20	69	73
1 ¹ / ₄	20	G1 ¹ / ₄	48	22	79	83
1 ¹ / ₂	36	G1 ¹ / ₂	54	22	83	88
2	46	G2	68	28	100	106
1 ¹ / ₂	60	G1 ¹ / ₂	83	30	114	120
3	72	G3	98	35	132	140
4	90	G4	125	40	172	180

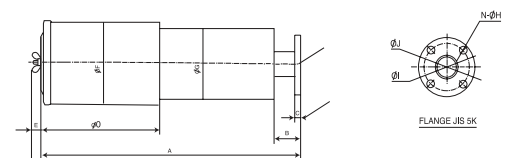


DISCHARGE SILENCER (KM)



Type	Bore	A	B	C	D	E	F	n-ØH	Weight
KM-50	50A	600	60	16	140	120	155	4-Ø19	10
KM-65	65A	700	70	16	165	140	175	4-Ø19	14
KM-80	80A	900	80	18	190	150	185	8-Ø19	18
KM-100	100A	1200	80	18	217	175	210	8-Ø19	37
KM-125	125A	1400	95	20	261	210	250	8-Ø23	44
KM-150	150A	1600	95	22	286	240	280	8-Ø23	67
KM-200	200A	1800	100	22	320	295	340	8-Ø23	80
KM-250	250A	2000	140	-	406	350	395	12-Ø23	95

SUCTION SILENCER (KSE)



Type	Bore	A	B	C	D	E	F	G	I	J	n-ØH	Weight
XES-50	40A	547	55	12	250	18	165	140	95	120	4-Ø15	7.5
KSE-65	50A	612	60	14	300	18	190	165	105	130	4-Ø15	10
KSE-80	65A	702	70	14	350	22	242	216	130	155	4-Ø15	15
XES-100	80A	800	90	14	400	22	267	242	145	180	4-Ø19	20
KES-125	100A	972	90	16	550	22	319	268	165	200	8-Ø19	27
KSE-150	125A	1102	90	16	600	27	356	319	200	235	8-Ø19	38
KSE-200	200A	1450	110	20	750	27	440	380	280	320	8-Ø23	60

Taiko Air Blower

Your Environment Care Partner

Green Now or Never!

***Nurture the green for
better living condition***

***Think of environment,
think of our responsibility***

***Your preferred brand
makes 'it' different***

Authorized dealer: